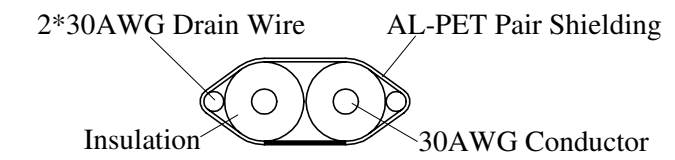
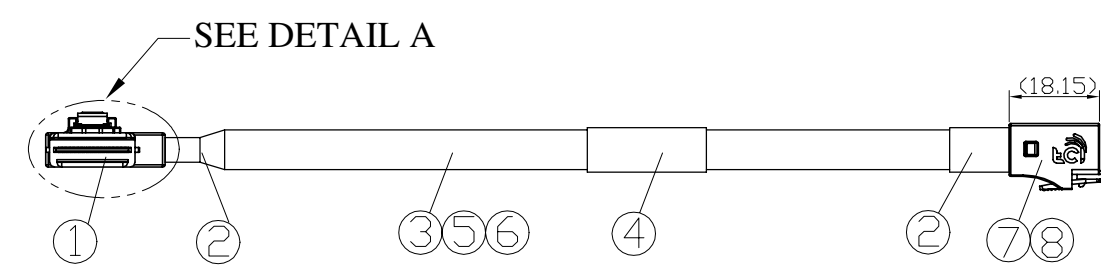
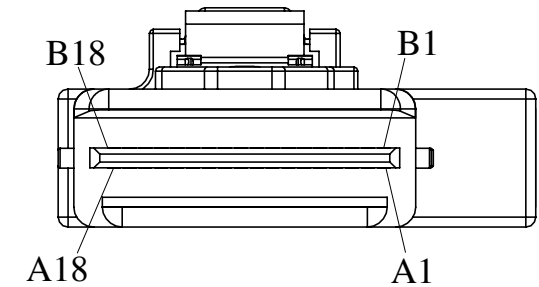


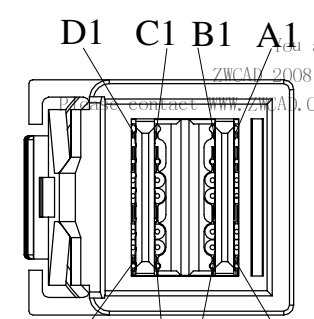
Cross Section C-C
SCALE 6:1



Parallel Pair Unit
SCALE 20:1



DETAIL A
SCALE 4:1



DETAIL B
SCALE 4:1

- NOTES:
- 100% CONTINUITY TESTED AS DEFINED IN WIRE DIAGRAM.
 - HI-POT TEST: DC 300V/10ms
CONNECTION RESISTANCE: 3.0 Ohm MAX.
INSULATION RESISTANCE: 10M Ohm MIN.
 - ROHS COMPLIANCE
 - PACKAGE SPECIFICATION REFER TO GS-14-1274.
 - A SYMBOL WILL BE NEXT TO ANY DIMENSION, VIEW OR NOTE WHICH HAS BEEN MODIFIED WITH THE CURRENT DRAWING REVISION

rev	ecn no	dr	date
A		Andy	1/04/2013

9	2	G	3525 LOCTITE UV GLUE
8	1	EA	HD miniSAS PCB A/B
7	1	EA	HD miniSAS PCB A/B
6	1	EA	HD miniSAS HOUSING-short
5	1	EA	HD miniSAS INSERT-short
4	1	PCS	CABLE ID LABEL, WRAP ROUND TYPE, BRIGHT WHITE
3	A/R	MM	PLASTIC BRAID, BLACK COLOR
2	80	MM	AC TAPE, BLACK COLOR
1	0.5	EA	miniSAS horizontal RA CONNECTOR KIT (WITH DUST COVER)
ITEM	Q'TY	UNIT	DESCRIPTION

www.fciconnect.com		surface	tolerance std	projection	MM
Dr	Andy Wu	-	-		A3
Eng	Andy Wu	ANGULAR	LINEAR	size	
Chr	Roger Cheng	0° ±'	0.X ±-	Scale	NTS
Appr	Jackson Wang	0° ±'	0.XX ±-	ECN	-
Product family				Spec ref	-
		short Internal miniSASHD 4i to internal miniSAS horizontal RA cable assembly		dwg no	10123402
catalog no		-		Customer	sheet 1 of 2



Copyright FCI.


WIRE DIAGRAM:

P1 BACKPLANE			P2 CONTROLLER	
PIN	SYMBOL		SYMBOL	PIN
B18	GND	-----	GND	A9
B17	Tx3-	○→	Rx3-	A8
B16	Tx3+	○→	Rx3+	A7
B15	GND	-----	GND	B9
B14	Tx2-	○→	Rx2-	B8
B13	Tx2+	○→	Rx2+	B7
B12	GND	-----	GND	B6
B11	SB 5	←→	SB 5	D1
B10	SB 4	←→	SB 4	C1
B9	SB 3	←→	SB 3	B1
B8	SB 7	←→	SB 7	A1
B7	GND	-----	GND	A6
B6	Tx1-	○→	Rx1-	A5
B5	Tx1+	○→	Rx1+	A4
B4	GND	-----	GND	A3
B3	Tx0-	○→	Rx0-	B5
B2	Tx0+	○→	Rx0+	B4
B1	GND	-----	GND	B3
A18	GND	-----	GND	C9
A17	Rx3-	←○	Tx3-	C8
A16	Rx3+	←○	Tx3+	C7
A15	GND	-----	GND	D9
A14	Rx2-	←○	Tx2-	D8
A13	Rx2+	←○	Tx2+	D7
A12	GND	-----	GND	D6
A11	SB 6	←→	SB 6	D2
A10	SB 2	←→	SB 2	C2
A9	SB 1	←→	SB 1	B2
A8	SB 0	←→	SB 0	A2
A7	GND	-----	GND	C6
A6	Rx1-	←○	Tx1-	C5
A5	Rx1+	←○	Tx1+	C4
A4	GND	-----	GND	C3
A3	Rx0-	←○	Tx0-	D5
A2	Rx0+	←○	Tx0+	D4
A1	GND	-----	GND	D3

TABLE 1:

FCI P/N	REVISION	WIRE GAUGE	LENGTH("L")	TOLERANCE
10123402-2030LF	A	30AWG	300 mm	±15mm
10123402-2040LF	A	30AWG	400 mm	±15mm
10123402-2050LF	A	30AWG	500 mm	±15mm
10123402-2060LF	A	30AWG	600 mm	±15mm
10123402-2070LF	A	30AWG	700 mm	±15mm
10123402-2080LF	A	30AWG	800 mm	±15mm
10123402-2090LF	A	30AWG	900 mm	±15mm
10123402-2100LF	A	30AWG	1000 mm	±20mm

CABLE LABEL SPEC.:

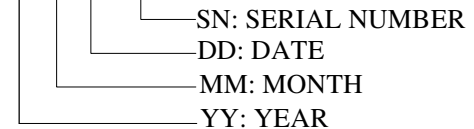


WHITE

CLEAR

LABEL NOTES:

- A. FCI PN and Revision: see table 1
- B. 12/04/25-0001



C. SN: START FROM 0001... WHICH COULD NOT BE REPEAT.

www.fciconnect.com			surface - ✓	tolerance std -	projection	MM
			TOLERANCES UNLESS OTHERWISE SPECIFIED		⊕	↔
Dr	Andy Wu	2013-01-04	ANGULAR	0.X ±	size A3	Scale NTS
Eng	Andy Wu	2013-01-04	LINEAR	0.XX ±		
Chr	Roger Cheng	2013-01-04	0° ±'	0.XXX ±	ECN -	
Appr	Jackson Wang	2013-01-04	Product family			Spec ref -
FCI			short Internal miniSASHD 4i to internal miniSAS horizontal RA cable assembly		dwg no 10123402	Rev. A
catalog no			-			Customer
						sheet 2 of 2

rev	ecn no	dr	date



Copyright FCI.