



ON Semiconductor®

<http://onsemi.com>

TF414

N-Channel JFET

40V, 50 to 130µA, 0.11mS, SOT-883

Features

- Small I_{GSS} : max $-500\mu A$ ($V_{GS} = -20V, V_{DS} = 0V$)
- Small C_{iss} : typ $0.7pF$ ($V_{DS} = 10V, V_{GS} = 0V, f = 1MHz$)
- Ultrasmall package facilitates miniaturization in end products
- Halogen free compliance

Applications

- Impedance conversion, infrared sensor applications

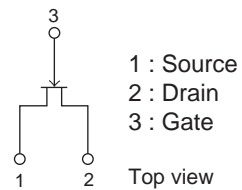
Specifications

Absolute Maximum Ratings at $T_a = 25^\circ C$

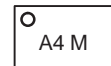
Parameter	Symbol	Value	Unit
Drain to Source Voltage	V_{DSS}	40	V
Gate to Drain Voltage	V_{GDS}	-40	V
Gate Current	I_G	10	mA
Drain Current	I_D	1	mA
Power Dissipation	P_D	100	mW
Junction Temperature	T_j	150	$^\circ C$
Storage Temperature	T_{stg}	-55 to +150	$^\circ C$

This product is designed to "ESD immunity < 200V*", so please take care when handling. * Machine Model

Electrical Connection



Marking



M = Date Code

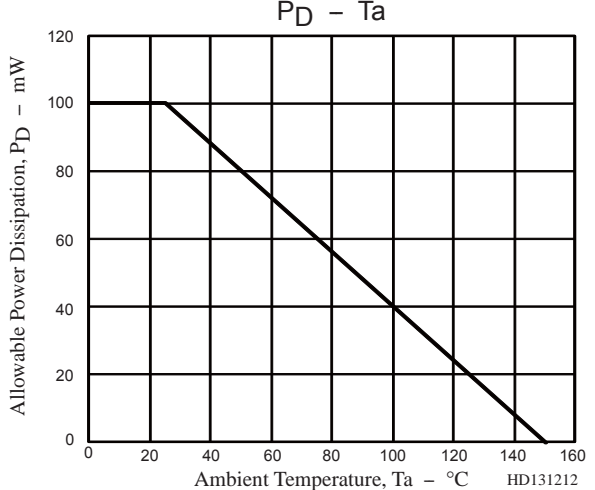
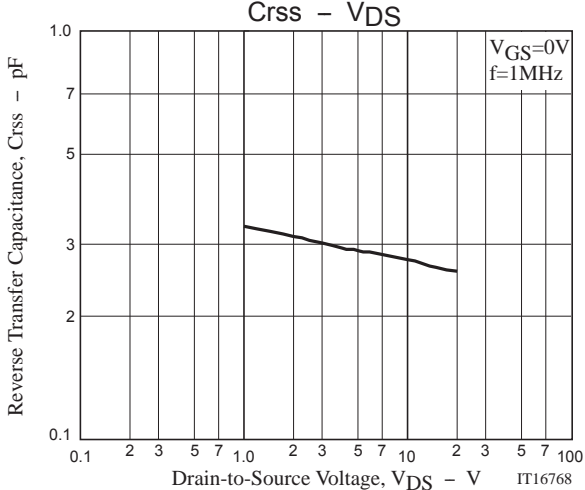
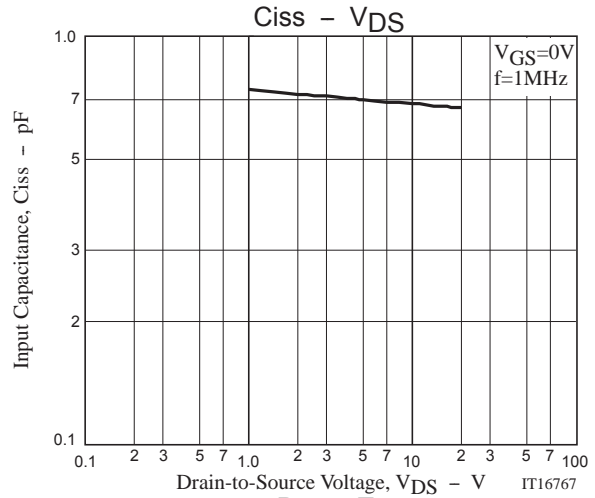
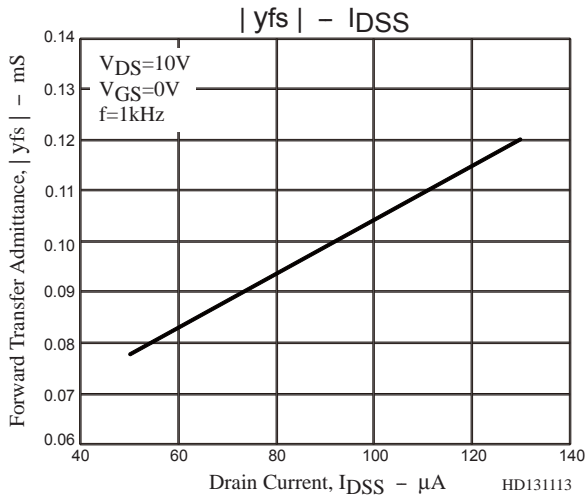
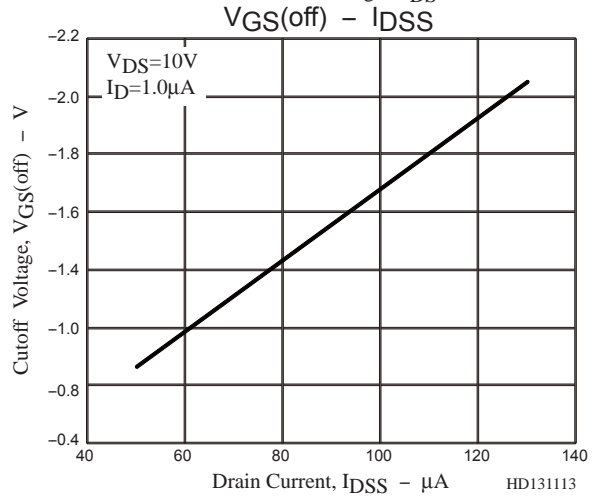
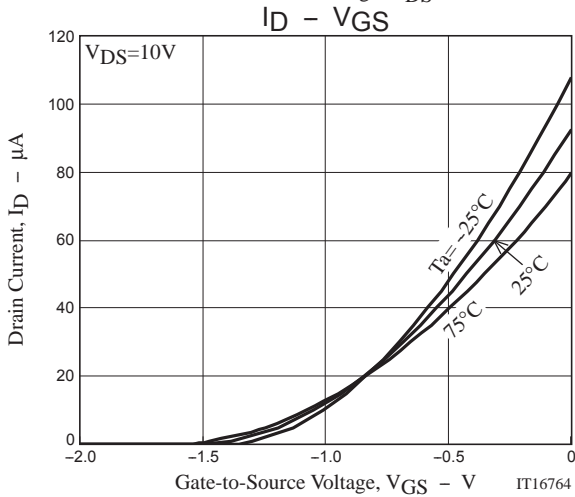
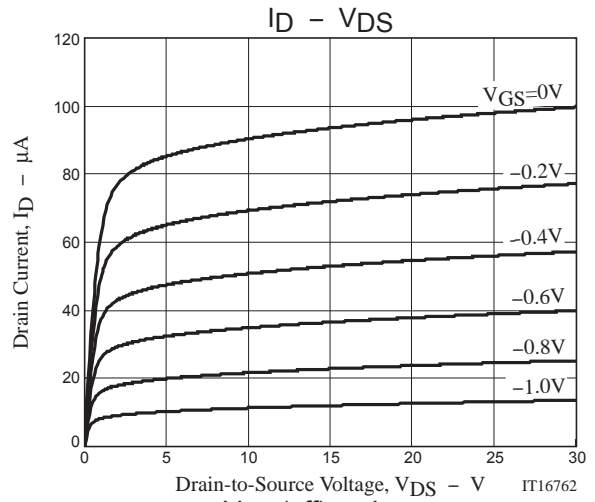
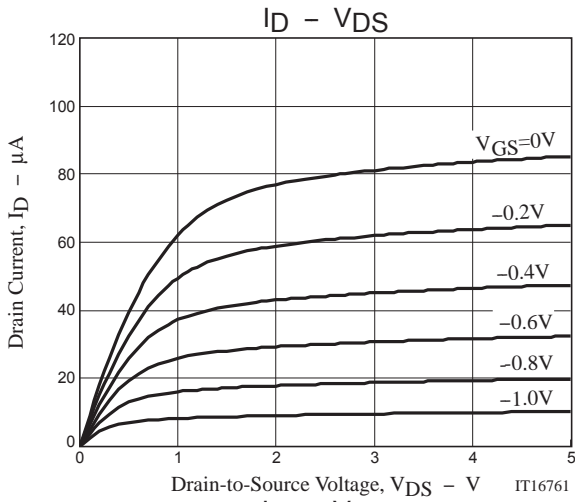
Ordering & Package Information

Device	Package	Shipping
TF414T5G Pb-free and Halogen Free	SOT-883	8,000 pcs. / reel

Stresses exceeding Maximum Ratings may damage the device. Maximum Ratings are stress ratings only. Functional operation above the Recommended Operating Conditions is not implied. Extended exposure to stresses above the Recommended Operating Conditions may affect device reliability.

Electrical Characteristics at $T_a = 25^\circ C$

Parameter	Symbol	Conditions	Value			Unit
			min	typ	max	
Gate to Drain Breakdown Voltage	$V_{(BR)GDS}$	$I_G = -10\mu A, V_{DS} = 0V$	-40			V
Gate to Source Leakage Current	I_{GSS}	$V_{GS} = -20V, V_{DS} = 0V$			-500	pA
Cutoff Voltage	$V_{GS(off)}$	$V_{DS} = 10V, I_D = 1\mu A$		-1.4	-4.0	V
Drain Current	I_{DSS}	$V_{DS} = 10V, V_{GS} = 0V$	50		130	μA
Forward Transfer Admittance	$ y_{fs} $	$V_{DS} = 10V, V_{GS} = 0V, f = 1kHz$	0.05	0.11		mS
Input Capacitance	C_{iss}	$V_{DS} = 10V, V_{GS} = 0V, f = 1MHz$		0.7		pF
Reverse Transfer Capacitance	C_{rss}			0.3		pF



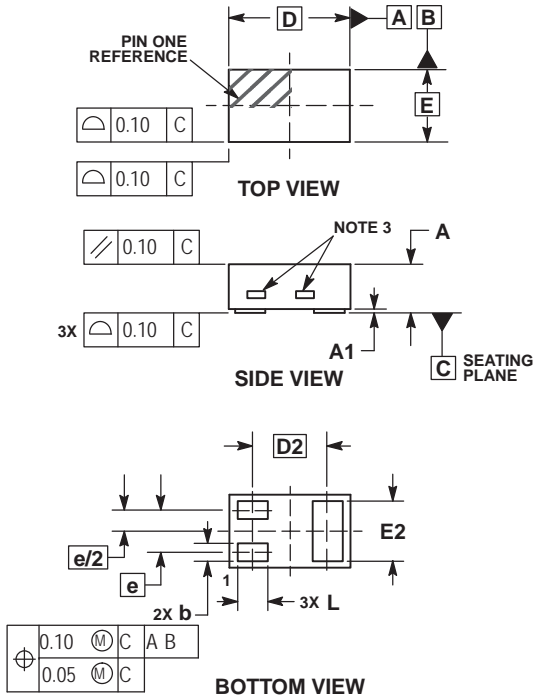
Package Dimensions

unit : mm

SOT-883 (XDFN3), 1.0x0.6, 0.35P

CASE 506CB

ISSUE A

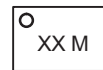


NOTES:

1. DIMENSIONING AND TOLERANCING PER ASME Y14.5M, 1994.
2. CONTROLLING DIMENSION: MILLIMETERS.
3. EXPOSED COPPER ALLOWED AS SHOWN.

MILLIMETERS		
DIM	MIN	MAX
A	0.340	0.440
A1	0.000	0.030
b	0.075	0.200
D	0.950	1.075
D2	0.620 BSC	
e	0.350 BSC	
E	0.550	0.675
E2	0.425	0.550
L	0.170	0.300

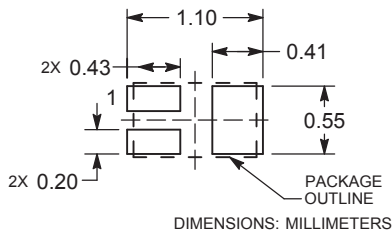
GENERIC MARKING DIAGRAM*



XX = Specific Device Code
M = Date Code

*This information is generic. Please refer to device data sheet for actual part marking. Pb-Free indicator, "G", may or not be present.

RECOMMENDED SOLDER FOOTPRINT*



*For additional information on our Pb-Free strategy and soldering details, please download the ON Semiconductor Soldering and Mounting Techniques Reference Manual, SOLDERRM/D.

ON Semiconductor and the ON logo are registered trademarks of Semiconductor Components Industries, LLC (SCILLC). SCILLC owns the rights to a number of patents, trademarks, copyrights, trade secrets, and other intellectual property. A listing of SCILLC's product/patent coverage may be accessed at www.onsemi.com/site/pdf/Patent-Marking.pdf. SCILLC reserves the right to make changes without further notice to any products herein. SCILLC makes no warranty, representation or guarantee regarding the suitability of its products for any particular purpose, nor does SCILLC assume any liability arising out of the application or use of any product or circuit, and specifically disclaims any and all liability, including without limitation special, consequential or incidental damages. "Typical" parameters which may be provided in SCILLC data sheets and/or specifications can and do vary in different applications and actual performance may vary over time. All operating parameters, including "Typicals" must be validated for each customer application by customer's technical experts. SCILLC does not convey any license under its patent rights nor the rights of others. SCILLC products are not designed, intended, or authorized for use as components in systems intended for surgical implant into the body, or other applications intended to support or sustain life, or for any other application in which the failure of the SCILLC product could create a situation where personal injury or death may occur. Should Buyer purchase or use SCILLC products for any such unintended or unauthorized application, Buyer shall indemnify and hold SCILLC and its officers, employees, subsidiaries, affiliates, and distributors harmless against all claims, costs, damages, and expenses, and reasonable attorney fees arising out of, directly or indirectly, any claim of personal injury or death associated with such unintended or unauthorized use, even if such claim alleges that SCILLC was negligent regarding the design or manufacture of the part. SCILLC is an Equal Opportunity/Affirmative Action Employer. This literature is subject to all applicable copyright laws and is not for resale in any manner.