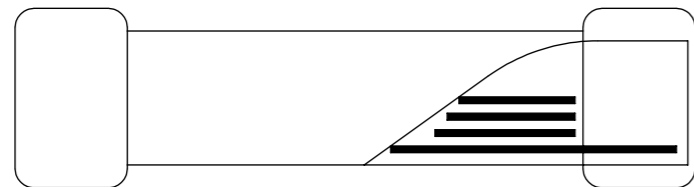
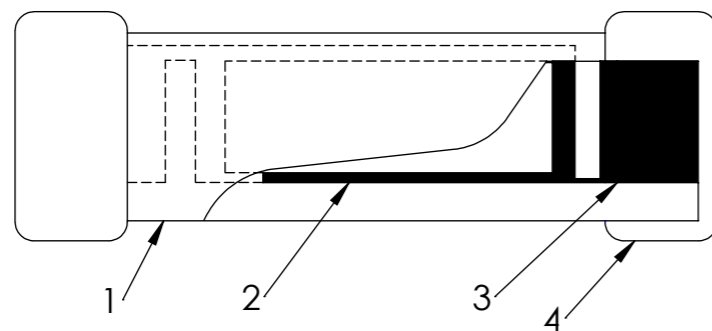


Materials

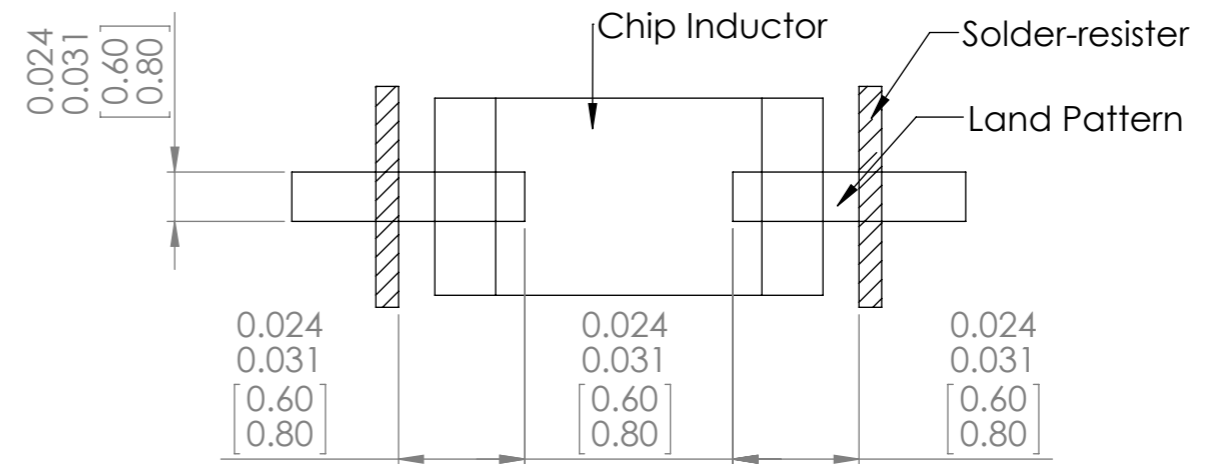
Side View



Top View


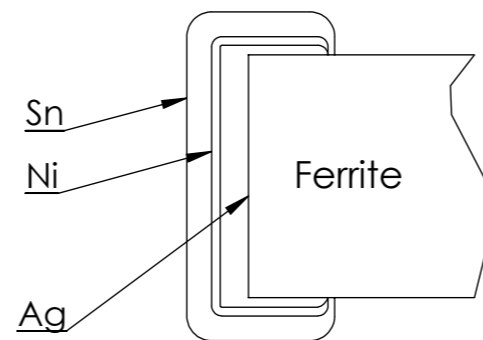


Recommended Land Pattern



	Part Name	Material
1	Base Material	Ferrite
2	Internal Conductor	Ag
3	Pull out Electrode	Ag
4	Terminal Electrode	Ag (Inner layer) Ni-Sn (Outer layer)

Structure of Electro-Plating



UNLESS OTHERWISE SPECIFIED: DIMENSIONS ARE IN INCH(MM) SURFACE FINISH: TOLERANCES: LINEAR: ANGULAR:				FINISH:	DEBUR AND BREAK SHARP EDGES	DO NOT SCALE DRAWING	REVISION -
						30332 Esperanza, Rancho Santa margarita, California 92688	
						TITLE: Power	
						DWG NO. ASMPH-0603	
						SCALE:50:1	
						SHEET 1 OF 1	

NAME	SIGNATURE	DATE
DRAWN SAAZVAT		
CHK'D XXXXXX		
APPV'D		
MFG		
Q.A		

MATERIAL:	
WEIGHT:	