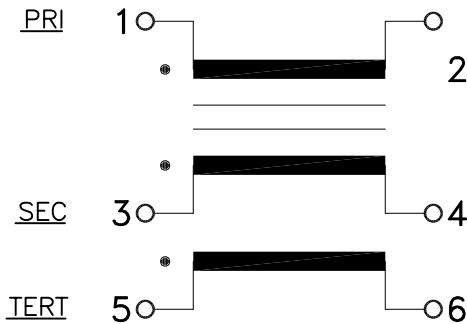


- A. Electrical specification (@ 25°C)
- Power rating;
500 mW
 - Dielectric strength;
1.5K VAC 1 minute between primary and secondary, primary and tertiary
 - Insulation resistance;
10,000 MΩ MIN @ 500 VDC
 - Turns ratio;
(1-2) : (3-4) : (5-6) = 1 : 1 : 1 ±5%
 - Primary open circuit inductance;
1.2 mH MIN @ 10 KHz, 20 mV (1-2)
 - Primary ET-constant
10.0V- μs MIN
 - Rise time;
5.3 ns MAX
 - Interwinding capacitance between primary and secondary;
25 PF MAX @ 100 KHz
 - Primary leakage inductance with shorted secondary;
0.5 μH MAX @ 100 KHz
 - DC Resistance;
Primary (1-2) 0.7 Ω MAX
Secondary (3-4) 0.7 Ω MAX
Tertiary (5-6) 0.7 Ω MAX

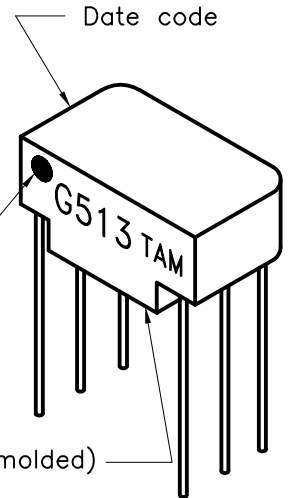


MODEL NUMBER
G513

- B. Marking;
G513, TAM, date code and country of origin
- C. Schematic diagram

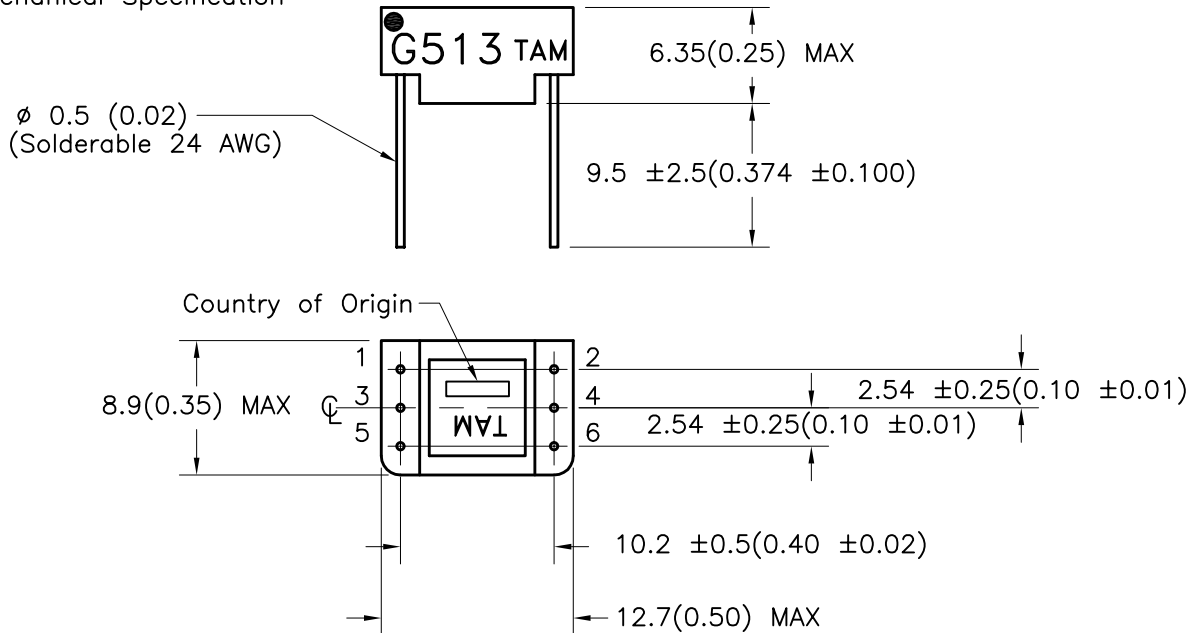


PIN 1 Designation



"TAM" and country of origin (molded)

D. Mechanical Specification



PREPARED BY:
K. BRENNAN

ENGINEER:
M. PITCHAI

QUALITY CONTROL:
T. CLEM

APPROVED:
Y. SEKIGUCHI

DWG CONTROL NO.
P-A1-11330
ACAD\G-SER\A1113301.DWG

REV
B

TAMURA CORPORATION OF AMERICA
43352 BUSINESS PARK DRIVE, TEMECULA, CA. 92590-6624
(951) 699-1270 FAX 9516769482

G513

MODEL SPECIFICATION
DIM: mm(In) SCL: 2/1 SH: 1 OF 1

PROPRIETARY NOTICE: THIS DRAWING PRINT OR DOCUMENT AND SUBJECT MATTER DISCLOSED HEREIN ARE PROPRIETARY ITEMS TO WHICH TAMURA RETAINS THE EXCLUSIVE RIGHT OF DISSEMINATION, REPRODUCTION, MANUFACTURE AND SALE. THIS DRAWING, PRINT OR DOCUMENT IS SUBMITTED IN CONFIDENCE FOR CONSIDERATION BY THE RECIPIENT ALONE UNLESS PERMISSION FOR FURTHER DISCLOSURE IS EXPRESSLY GRANTED IN WRITING.