

PCB connector - ZEC 1,5/11-LPV-7,5 C2 - 1898460

Please be informed that the data shown in this PDF Document is generated from our Online Catalog. Please find the complete data in the user's documentation. Our General Terms of Use for Downloads are valid (<http://phoenixcontact.com/download>)


Printed circuit board connector, Nominal current: 10 A, Rated voltage (III/2): 630 V, Number of positions: 11, Pitch: 7.5 mm, Color: green, Contact surface: Tin, Assembly: PCB connector



The figure shows a 10-position version of the product



Key commercial data

Packing unit	1 pc
Minimum order quantity	50 pc
GTIN	 4 017918 167172
Weight per Piece (excluding packing)	12.42 GRM
Custom tariff number	85366990
Country of origin	Bulgaria

Technical data

Dimensions

Pitch	7.5 mm
Dimension a	75 mm

General

Range of articles	ZEC 1,5/..-LPV
Insulating material group	I
Rated surge voltage (III/3)	6 kV
Rated surge voltage (III/2)	6 kV
Rated surge voltage (II/2)	6 kV
Rated voltage (III/3)	400 V
Rated voltage (III/2)	630 V

PCB connector - ZEC 1,5/11-LPV-7,5 C2 - 1898460

Technical data

General

Rated voltage (U _{I/2})	1000 V
Connection in acc. with standard	EN-VDE
Nominal current I _N	10 A
Maximum load current	10 A
Insulating material	PA
Inflammability class according to UL 94	V0
Color	green
Number of positions	11

Classifications

eCl@ss

eCl@ss 4.0	272607xx
eCl@ss 4.1	27260701
eCl@ss 5.0	27260701
eCl@ss 5.1	27260701
eCl@ss 6.0	27260704
eCl@ss 7.0	27440402
eCl@ss 8.0	27440402

ETIM

ETIM 3.0	EC001121
ETIM 4.0	EC002637
ETIM 5.0	EC002643

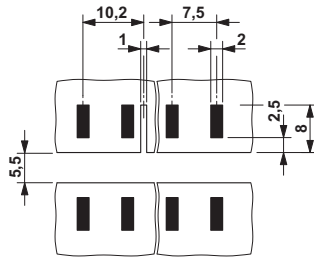
UNSPSC

UNSPSC 6.01	30211810
UNSPSC 7.0901	39121409
UNSPSC 11	39121409
UNSPSC 12.01	39121409
UNSPSC 13.2	39121409

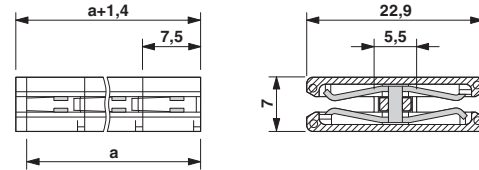
Drawings

PCB connector - ZEC 1,5/11-LPV-7,5 C2 - 1898460

Drilling diagram



Dimensioned drawing



Size of the PCB: 1.6 ± 0.2 mm