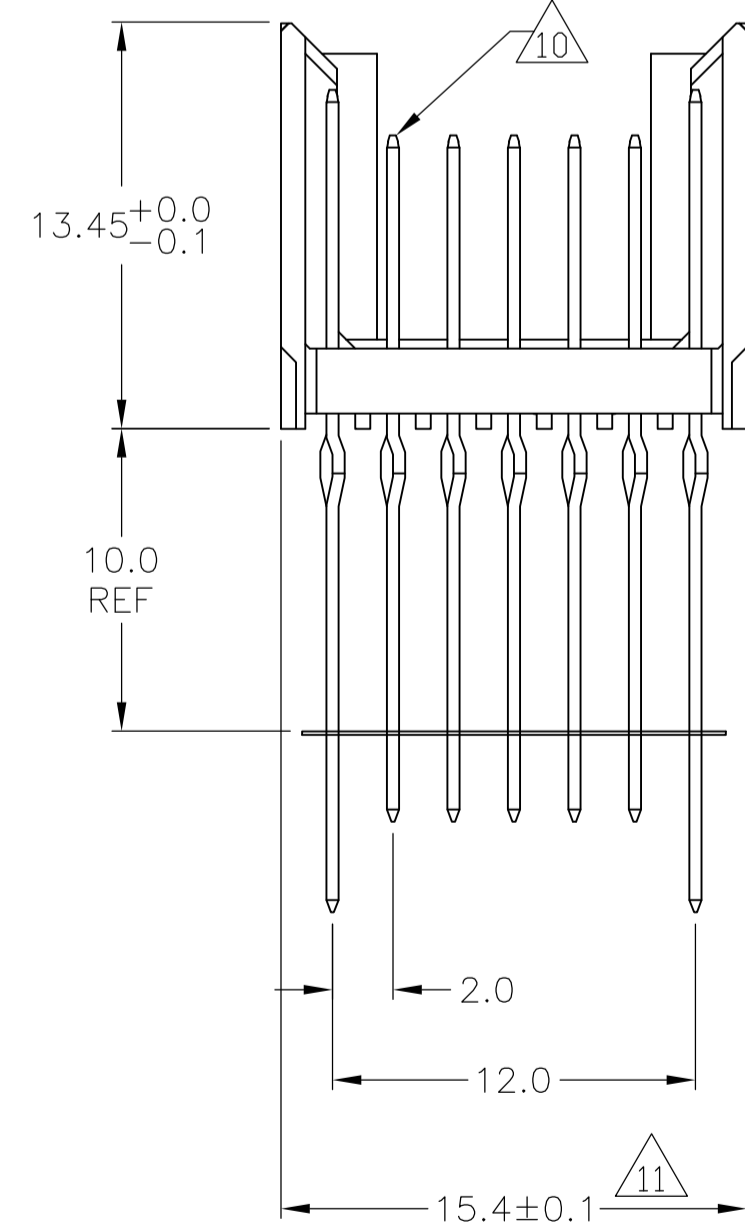
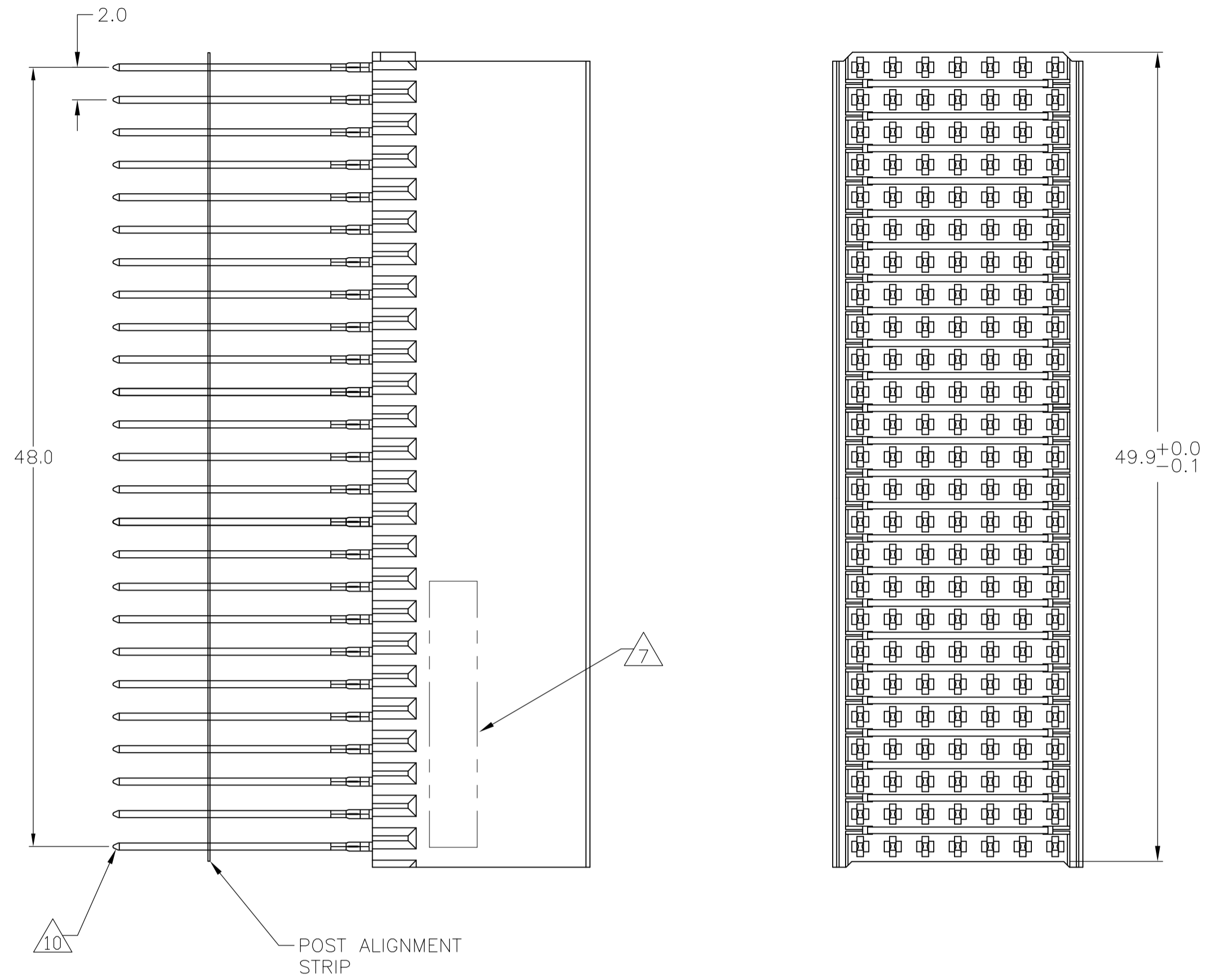
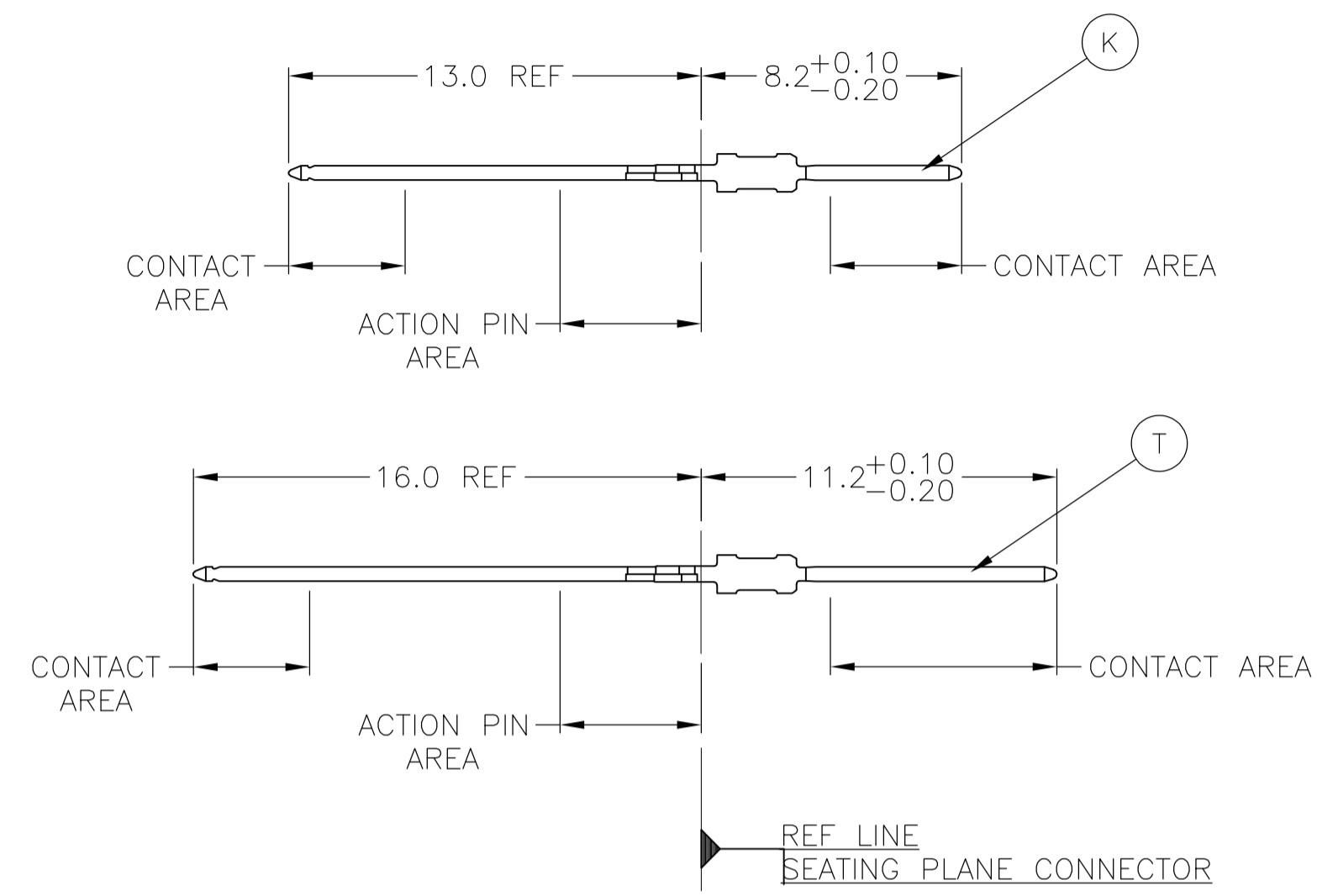


| LOC | | DIST | | REVISIONS | | | | | |
|-----|----|------|-----|------------|------|--------------|---------|----|-----|
| AD | 00 | REV | PER | EC | DATE | BY | CHK | | |
| | | B | REV | PER | EC | 0512-0306-05 | 23MAY06 | BC | GS |
| | | C | ECR | -10-019054 | | | 15SEP10 | DP | MQW |

CONNECTOR ASSEMBLY EXAMPLARY LOADED



CONTACT DIMENSIONS SCALE 5:1




CONTACT LAYOUT

| | z | a | b | c | d | e | f |
|----|---|---|---|---|---|---|---|
| 1 | T | K | K | K | K | K | T |
| 2 | T | K | K | K | K | K | T |
| 3 | T | K | K | K | K | K | T |
| 4 | T | K | K | K | K | K | T |
| 5 | T | K | K | K | K | K | T |
| 6 | T | K | K | K | K | K | T |
| 7 | T | K | K | K | K | K | T |
| 8 | T | K | K | K | K | K | T |
| 9 | T | K | K | K | K | K | T |
| 10 | T | K | K | K | K | K | T |
| 11 | T | K | K | K | K | K | T |
| 12 | T | K | K | K | K | K | T |
| 13 | T | K | K | K | K | K | T |
| 14 | T | K | K | K | K | K | T |
| 15 | T | K | K | K | K | K | T |
| 16 | T | K | K | K | K | K | T |
| 17 | T | K | K | K | K | K | T |
| 18 | T | K | K | K | K | K | T |
| 19 | T | K | K | K | K | K | T |
| 20 | T | K | K | K | K | K | T |
| 21 | T | K | K | K | K | K | T |
| 22 | T | K | K | K | K | K | T |
| 23 | T | K | K | K | K | K | T |
| 24 | T | K | K | K | K | K | T |
| 25 | T | K | K | K | K | K | T |

RECOMMENDED PCB-HOLE LAYOUT COMPONENT SIDE SHOWN

PLATED THRU HOLES PARAMETERS REFERENCE APPLICATION SPECIFICATION



| | |
|--------|-------------|
| 2 6 12 | 1-5106510-9 |
| 2 5 12 | 5106510-9 |
| 2 4 | 5106510-4 |
| 2 3 | 5106510-1 |
| FINISH | PART NUMBER |

THIS DRAWING IS A CONTROLLED DOCUMENT.

| | | | |
|----------------|--|------------------------|--|
| DIMENSIONS: mm | TOLERANCES UNLESS OTHERWISE SPECIFIED: | DIN B CARBO 21APR05 | Tyco Electronics Corporation Harrisburg, Pa 17105-3608 |
| 0-PLC ± | ±0.2 | CHK G SKIPPER 21APR05 | MALE ASSEMBLY, Z-PACK 2mm HM, TYPE B |
| 1-PLC ± | | APVD G SKIPPER 21APR05 | 108-19082 |
| 2-PLC ± | | PRODUCT SPEC | 114-19029 |
| 3-PLC ± | | APPLICATION SPEC | SIZE A1 |
| 4-PLC ± | | WEIGHT | 00779 |
| ANGLES | SEE TABLE | RESTRICTED TO | 5106510 |
| MATERIAL | | CUSTOMER DRAWING | SCALE 4:1 SHEET 1 OF 2 REV C |

| LOC | DIST | REVISIONS | | | |
|-----|------|-------------|------|-----|------|
| IF | LTR | DESCRIPTION | DATE | DRN | APVD |
| AD | 00 | SEE SHEET 1 | - | - | - |

- 1 MATERIAL:
CONTACT: PHOSPHOR BRONZE.
HOUSING: GLASS-FILLED POLYESTER.
- 2 GENERAL PLATING SPECIFICATION: UNDERPLATING
(ENTIRE CONTACT): 1.27µm MIN NICKEL AND ACTION
PIN: 0.5µm MIN TIN.
FOR PLATING OF MATING SURFACES SEE APPLICABLE
SPECIFICATION REFERENCE FOR EACH DASH NUMBER.
- 3 CONFORMS TO ALL TESTING ACCORDING TO IEC 61076-4-101
PERFORMANCE LEVEL 2.
- 4 CONFORMS TO ALL TESTING ACCORDING TO IEC 61076-4-101
PERFORMANCE LEVEL 1.
- 5 CONNECTOR TESTED AND QUALIFIED AGAINST TELCORDIA GR-1217-CORE QUALITY LEVEL 3,
CENTRAL OFFICE APPLICATIONS.
- 6 CONNECTOR TESTED AND QUALIFIED AGAINST TELCORDIA GR-1217-CORE QUALITY LEVEL 3,
UNCONTROLLED ENVIROMENT APPLICATIONS.
- 7 CONNECTOR MARKED WITH PART NUMBER AND DATE CODE.
ADDITIONAL CHARACTERS OR MARKINGS, AS WELL AS THE LOCATION OF THE MARKINGS,
MAY BE ADDED FOR TRACEABILITY BASED UPON MANUFACTURERS DISCRETION.
- 8 PLATED-THROUGH HOLES AT 2x2mm SQUARE GRID
PATTERN DEFINED BY CONTACT LAYOUT.
- 9 FOR ACTUAL PIN LOADING SEE "CONTACT LAYOUT".
- 10 FOR ACTUAL PIN DIMENSIONS SEE "CONTACT DIMENSIONS".
- 11 TO BE MEASURED AT BOTTOM OF SHROUD.
- 12 CONNECTOR LUBRICATED WITH BELCORE APPROVED LUBRICANT,
TECHNICAL REFERENCE: TR-NWT-001217 ISSUE 1, SEP 1992.

| | | | | |
|--|--|---------------------------|---|-----------------------|
| THIS DRAWING IS A CONTROLLED DOCUMENT. | | DRN B CARBO 21APR05 | Tyco Electronics Corporation Harrisburg, Pa 17105-3608 | |
| DIMENSIONS: mm | | CHK G.SKIPPER 21APR05 | NAME MALE ASSEMBLY, Z-PACK 2mm HM, TYPE B | |
| TOLERANCES UNLESS OTHERWISE SPECIFIED: 0-PLC ± 1-PLC ±0.1 2-PLC ± 3-PLC ± 4-PLC ± ANGLES ± | | APVD G.SKIPPER 21APR05 | PRODUCT SPEC 108-19082 | |
| MATERIAL SEE SHEET 1 | | FINISH SEE SHEET 1 | APPLICATION SPEC 114-19029 | RESTRICTED TO - |
| WEIGHT - | | SIZE A1 | CAGE CODE 00779 | DRAWING NO 5106510 |
| CUSTOMER DRAWING | | SCALE 4:1 | SHEET 2 | OF 2 REV C |