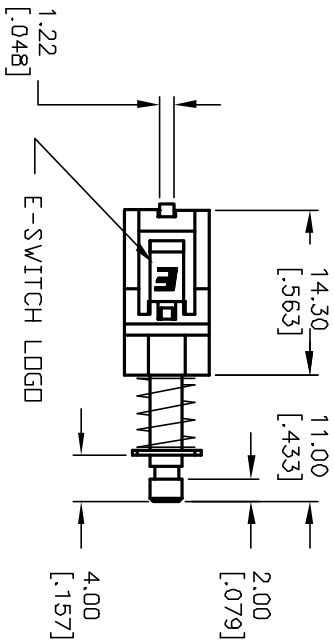
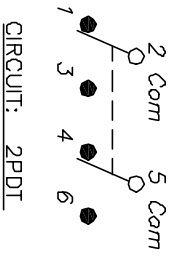


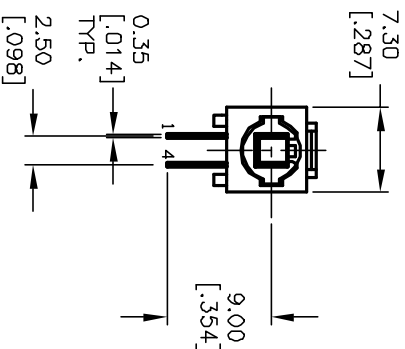
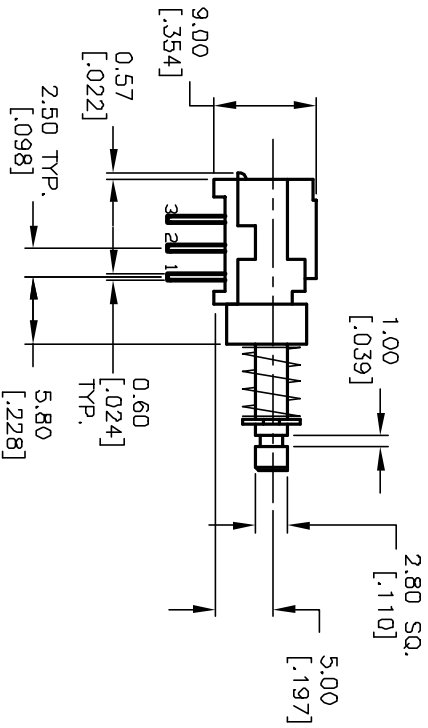
RECOMMENDED PCB LAYOUT



E-SWITCH LOGD



CIRCUIT: 2PDT



NOTES:

1. ALL DIMENSIONS IN MM [INCH]
2. GENERAL TOLERANCE: X.X=±0.4 X.XX=±0.25
3. TERM. NOS. FOR REFERENCE ONLY.
4. RATING: 0.1A @30V DC
5. MATERIALS:
CONTACT/TERMINAL: SILVER PLATED COPPER ALLOY
HOUSING/PLUNGER: UL94HB
6. CONTACT RESISTANCE: 0.1 MAX.
7. OPERATING FORCE: 170±100g
8. TRAVEL: 2mm
3mm (OVERALL)
9. ELECTRICAL LIFE: >10,000
10. DIELECTRIC STRENGTH: 250V RMS

E-SWITCH®

TITLE		MTH2U DA N AGX (MOMENTARY)	
REV.	ECN No.	DESCRIPTION	DATE
C	11999	REVISED AND REDRAWN	3/14/02
SCALE		DR	DWG
1.5:1		CJB	A960004
DATE		REV	
3/14/02		C	

THE INFORMATION CONTAINED IN THIS DOCUMENT IS PROPRIETARY TO E-SWITCH AND IS NOT TO BE COPIED OR TRANSFERRED