

## Electronic housing - ME 35 UT BUS/ 5 GN - 2853637

Please be informed that the data shown in this PDF Document is generated from our Online Catalog. Please find the complete data in the user's documentation. Our General Terms of Use for Downloads are valid (<http://download.phoenixcontact.com>)



Housing base, 5-position integrated cross connector for parallel through contacting

### Product Features

- 2 optional serial contacts (daisy chain)
- Gold contacts for data transmission and power supply (125 V, 8 A)
- Supply via standard MINI COMBICON plug
- Can be snapped onto standard NS 35/7,5 and NS 35/15 DIN rails



### Key commercial data

Packing unit	1 1
Minimum order quantity	10 1
Weight per Piece (excluding packing)	70.43 GRM
Custom tariff number	85369010
Country of origin	Germany

### Technical data

#### General

Housing type	Component housing
Housing material	Polyamide
Color	green

#### Ambient conditions

Ambient temperature (operation)	-40 °C ... 105 °C
---------------------------------	-------------------

#### Dimensions

Length	99 mm
Constructional height	114.5 mm
Width	35 mm

# Electronic housing - ME 35 UT BUS/ 5 GN - 2853637

## Technical data

### Technical data

Connection in acc. with standard	CUL
Nominal voltage $U_N$	300 V
Nominal current $I_N$	8 A
Indicator1	CUL1
Inflammability class according to UL 94	V0
Power dissipation at 20°C in the horizontal mounting position	7.9 W 16.3 W
Number of positions	24

## Classifications

### eCl@ss

eCl@ss 4.0	27180401
eCl@ss 4.1	27180401
eCl@ss 5.0	27180506
eCl@ss 5.1	27180506
eCl@ss 6.0	27180802
eCl@ss 7.0	27182702
eCl@ss 8.0	27182702

### ETIM

ETIM 2.0	EC001031
ETIM 3.0	EC001031
ETIM 4.0	EC001031
ETIM 5.0	EC001031

### UNSPSC

UNSPSC 6.01	31261501
UNSPSC 7.0901	31261501
UNSPSC 11	31261501
UNSPSC 12.01	31261501
UNSPSC 13.2	31261501

## Approvals

### Approvals

---

#### Approvals

UL Recognized / cUL Recognized / cULus Recognized

# Electronic housing - ME 35 UT BUS/ 5 GN - 2853637

## Approvals

---

Ex Approvals

---

Approvals submitted

---

### Approval details

UL Recognized

cUL Recognized

	B	D
Nominal current I <sub>N</sub>	8 A	8 A
Nominal voltage U <sub>N</sub>	300 V	300 V

cULus Recognized

## Accessories

Accessories

Coding element

Coding star - CR-MSTB - 1734401

Coding section, inserted into the recess in the header or the inverted plug, red insulating material



## Electronic housing - ME 35 UT BUS/ 5 GN - 2853637

### Accessories

Coding profile - CP-MSTB - 1734634

Coding profile, is inserted into the slot on the plug or inverted header, red insulating material



---

### Filler plug

Electronic housing - ME B-KA - 2854173



Terminal cover, 1 strip covers up to 12 terminal points, for ME-BUS terminal opening, (male side)

---

Electronic housing - ME B-17,5 MSTBO GN - 2906869



Filler plugs, for unoccupied terminal points

---

Electronic housing - ME B-17,5 MKDSO GN - 2906885



Filler plugs, for unoccupied terminal points

---

Electronic housing - ME B-SA/NS 35 - 2935959

Terminal cover, 1 strip covers up to 12 terminal points, for ME-BUS male side, (female side)



## Electronic housing - ME 35 UT BUS/ 5 GN - 2853637

### Accessories

Electronic housing - ME B-17,5 MKDSO GN - 2906885



Filler plugs, for unoccupied terminal points

---

Electronic housing - ME B-17,5 MSTBO GN - 2906869



Filler plugs, for unoccupied terminal points

---

Electronic housing - ME B-KA - 2854173



Terminal cover, 1 strip covers up to 12 terminal points, for ME-BUS terminal opening, (male side)

---

Electronic housing - ME B-SA/NS 35 - 2935959



Terminal cover, 1 strip covers up to 12 terminal points, for ME-BUS male side, (female side)

---

### Mounting material

Components of electronic housing - ME-SAS - 2853899



Shield connection clamp for printed circuit terminal block

---

## Electronic housing - ME 35 UT BUS/ 5 GN - 2853637

### Accessories

Electronic housing - ME DH27 NS 35 - 2908760

Spacers, for protection of the input or output contacts for DIN rail NS 35, width [B] 27 mm



---

### PCB plug

Printed-circuit board connector - FKCT 2,5/ 3-ST - 1909223

Plug component, Nominal current: 12 A, Rated voltage (III/2): 320 V, Number of positions: 3, Pitch: 5 mm, Connection method: Spring-cage conn., Color: green, Contact surface: Tin



---

### Printed circuit board housing

Base strip - MSTBO 2,5/ 3-G1R - 1861031



Header, Nominal current: 12 A, Rated voltage (III/2): 320 V, Number of positions: 3, Pitch: 5 mm, Assembly: Soldering, Article with lateral pin exit

---

Printed-circuit board connector - MCVR 1,5/10-ST-3,81 AU - 1893216



Plug component, Nominal current: 8 A, Rated voltage (III/2): 160 V, Number of positions: 10, Pitch: 3.81 mm, Connection method: Screw connection, Color: green, Contact surface: Gold

---

### Required add-on products

## Electronic housing - ME 35 UT BUS/ 5 GN - 2853637

### Accessories

Electronic housing - ME 17,5 OT-MKDSO GN - 2906843



Housing upper part, for printed circuit terminal block connection

---

Electronic housing - ME 17,5 OT-MSTBO GN - 2906827



Upper part of housing, for COMBICON connection, double-level

---

Electronic housing - ME 17,5 OT-MSTBO SET - 2907431



Housing upper part, complete with COMBICON headers and screw connectors for full mounting of components. 12-pos., housing width: 17.5 mm

---

Electronic housing - ME 17,5 OT-MKDSO SET - 2907460



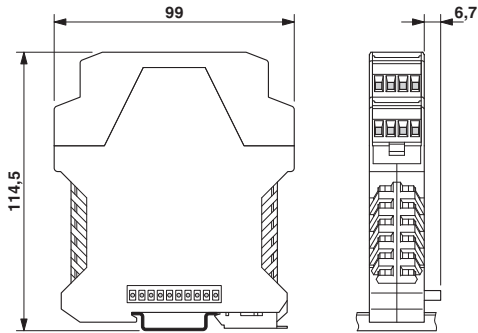
Housing upper part, complete with PCB termination blocks for full equipping. 12-pos., housing width: 17.5 mm

---

### Drawings

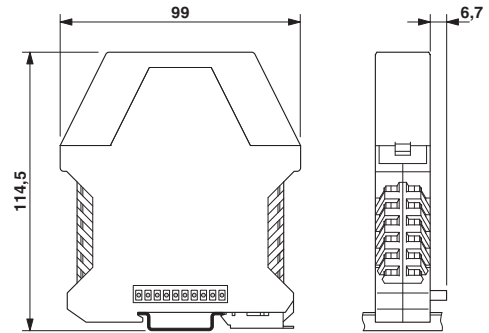
# Electronic housing - ME 35 UT BUS/ 5 GN - 2853637

Dimensioned drawing



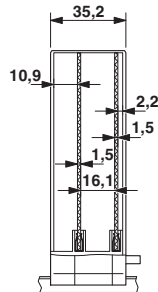
Dimensions of the electronics housing ME.../BUS 5 and ME.../BUS 10 with double-level upper part

Dimensioned drawing



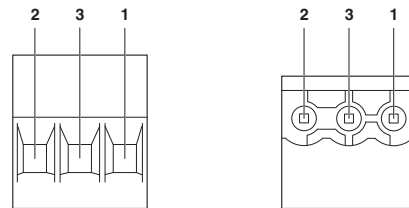
Dimensions of the electronics housing ME.../BUS 5 and ME.../BUS 10 with triple-level upper part

Dimensioned drawing



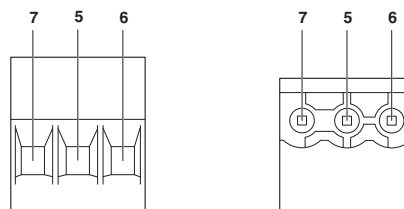
Internal housing dimensions, electronics housing ME 35 BUS...

Schematic diagram



Pin assignment left

Schematic diagram

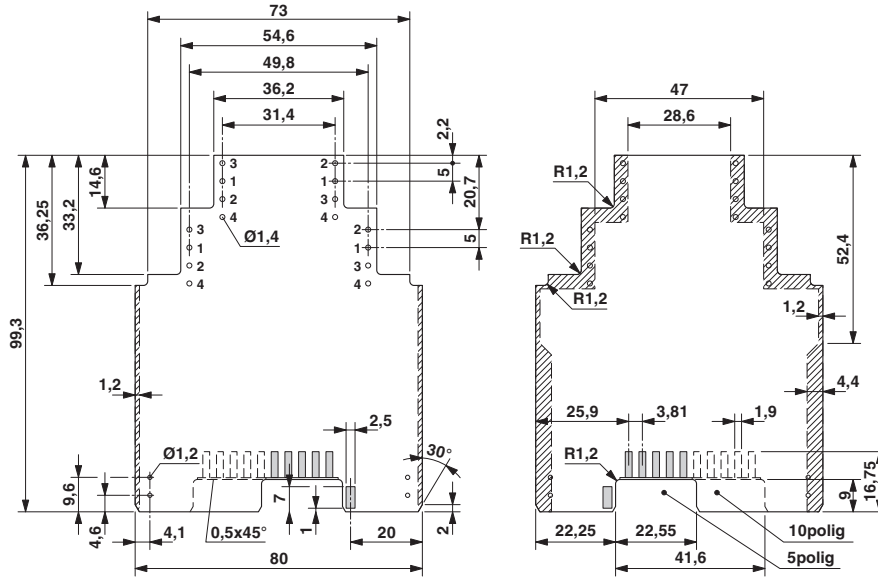


Pin assignment right



# Electronic housing - ME 35 UT BUS/ 5 GN - 2853637

Dimensioned drawing



Dimensional drawing of the ME.../BUS5 and ME.../BUS10 printed circuit board if the double-level upper part is used