



\*Pb Free part

Customer Name	Standard specification	TAIYO YUDEN Mobile Technology Co.,Ltd.	
System	GPS	DATE	Aug. 10, 2011
Part Number	F6QA1G575H2JF	Version 3.0c	<b>FINAL</b>

**Table 1 Electrical Specification**

Passband : 1574.42 ~ 1576.42 MHz						
Parameter	Frequency	Value			Unit	Remark
		Min.	Typ.	Max.		
Insertion loss	1574.42 ~ 1576.42	-	<b>0.96</b>	<b>1.25</b>	dB(*1)	
Ripple in passband	1574.42 ~ 1576.42	-	0.05	0.5	dB	
Absolute attenuation	DC ~ 1476	40	42	-	dB	
	1476 ~ 1526	33	36	-	dB	
	1625~1676	48	54	-	dB	
	1710 ~ 1785	42	49	-	dB	
	1850 ~ 1910	42	49	-	dB	
	1910 ~ 1980	42	49	-	dB	
	1980 ~ 2500	37	44	-	dB	
	2500 ~ 3000	30	37	-	dB	
3000 ~ 6000	15	22	-	dB		
VSWR Input	1574.42 ~ 1576.42	-	1.1	1.7	-	
VSWR Outout	1574.42 ~ 1576.42	-	1.1	1.7	-	
Input Impedance		50			Ohm	
Output Impedance		50			ohm	
Operating Temperature		-30 to +85			°C	
Device size (L x W x H)		1.1typ. x 0.9typ. x 0.5 max.			mm	

(\*1) Specification of insertion loss includes loss that comes from the test board.(0.1dB)

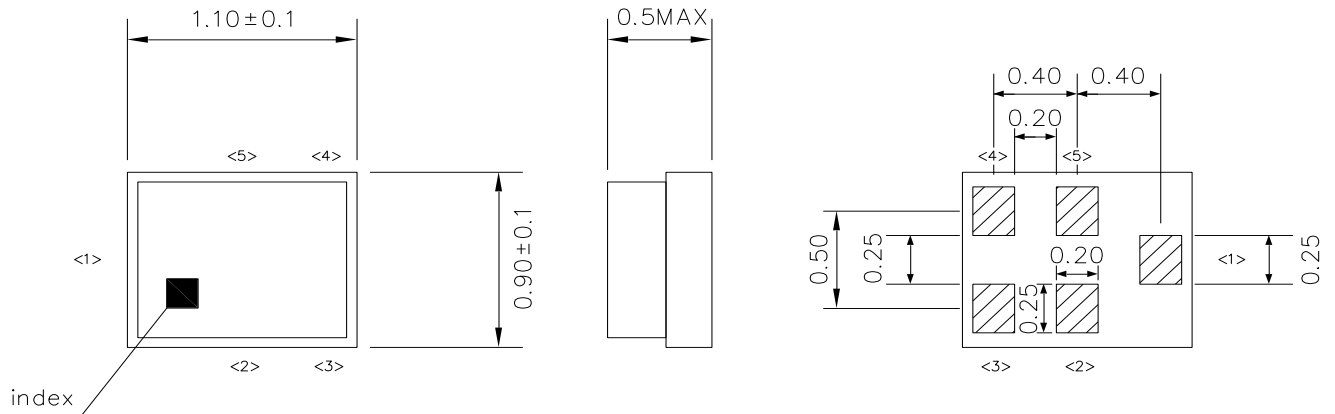


\*Pb Free part

Customer Name	Standard specification	TAIYO YUDEN Mobile Technology Co.,Ltd.	
System	GPS	DATE	Aug. 10, 2011
Part Number	F6QA1G575H2JF	Version 3.0c	FINAL

### Dimension

Device size: 1.1typ. x 0.9typ. x 0.5max.

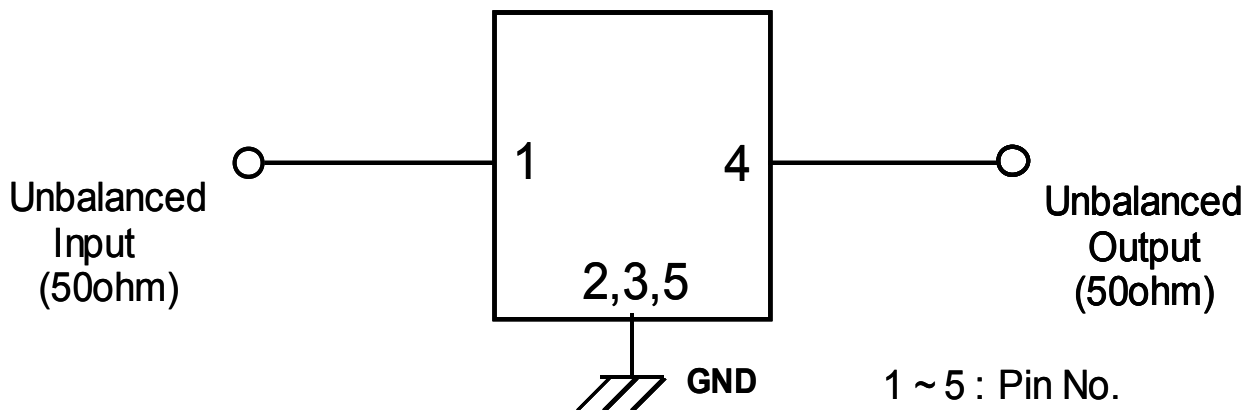


Unit: mm

### Pin Configuration

Pin No.	Symbol	Function
1	IN	Unbalanced pin
2	GND	Ground
3	GND	Ground
4	OUT	Unbalanced pin
5	GND	Ground

### Evaluation Circuit





\*Pb Free part

Customer Name	Standard specification	TAIYO YUDEN Mobile Technology Co.,Ltd.	
System	GPS	DATE	Aug. 10, 2011
Part Number	F6QA1G575H2JF	Version 3.0c	<b>FINAL</b>

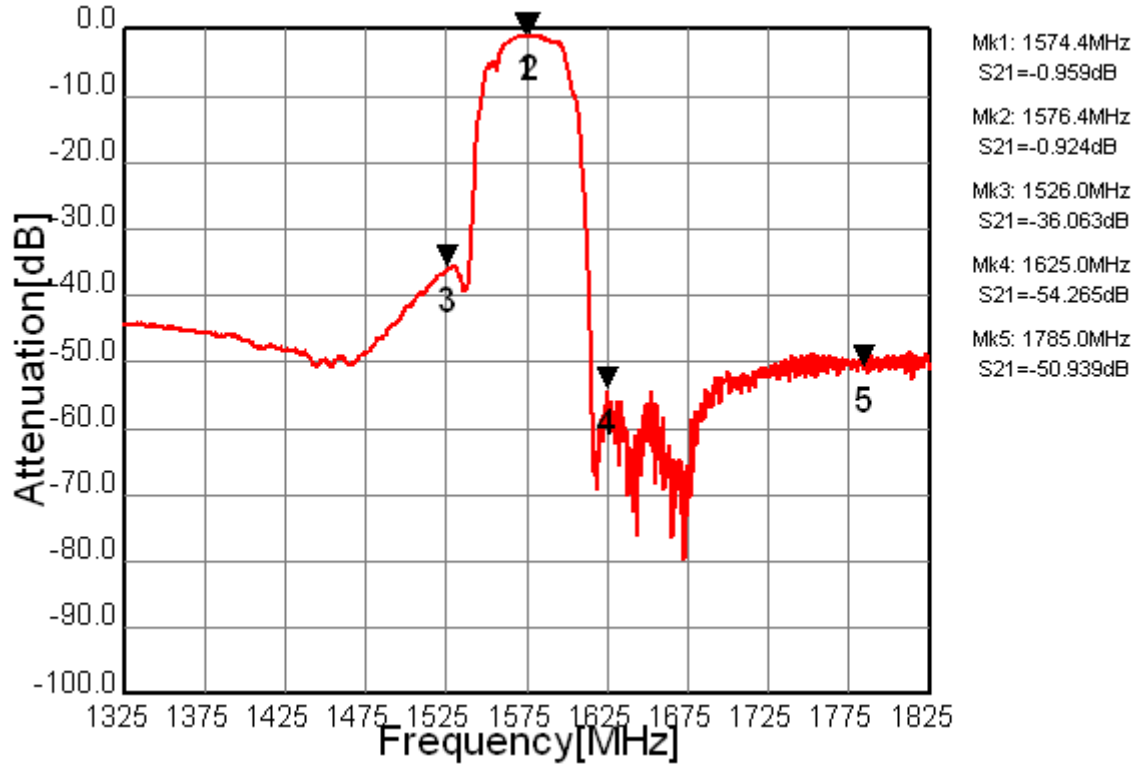


Fig.1 Pass-band Characteristics

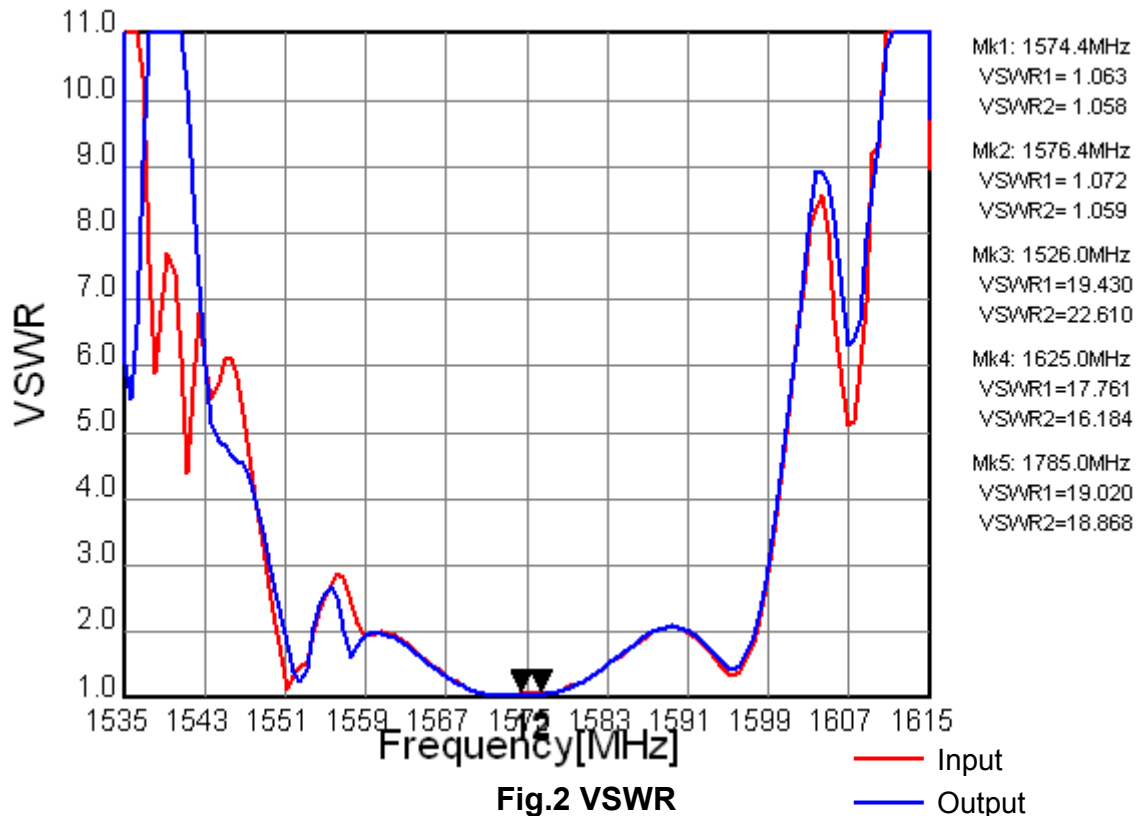


Fig.2 VSWR



\*Pb Free part

Customer Name	Standard specification	TAIYO YUDEN Mobile Technology Co.,Ltd.	
System	GPS	DATE	Aug. 10, 2011
Part Number	F6QA1G575H2JF	Version 3.0c	<b>FINAL</b>

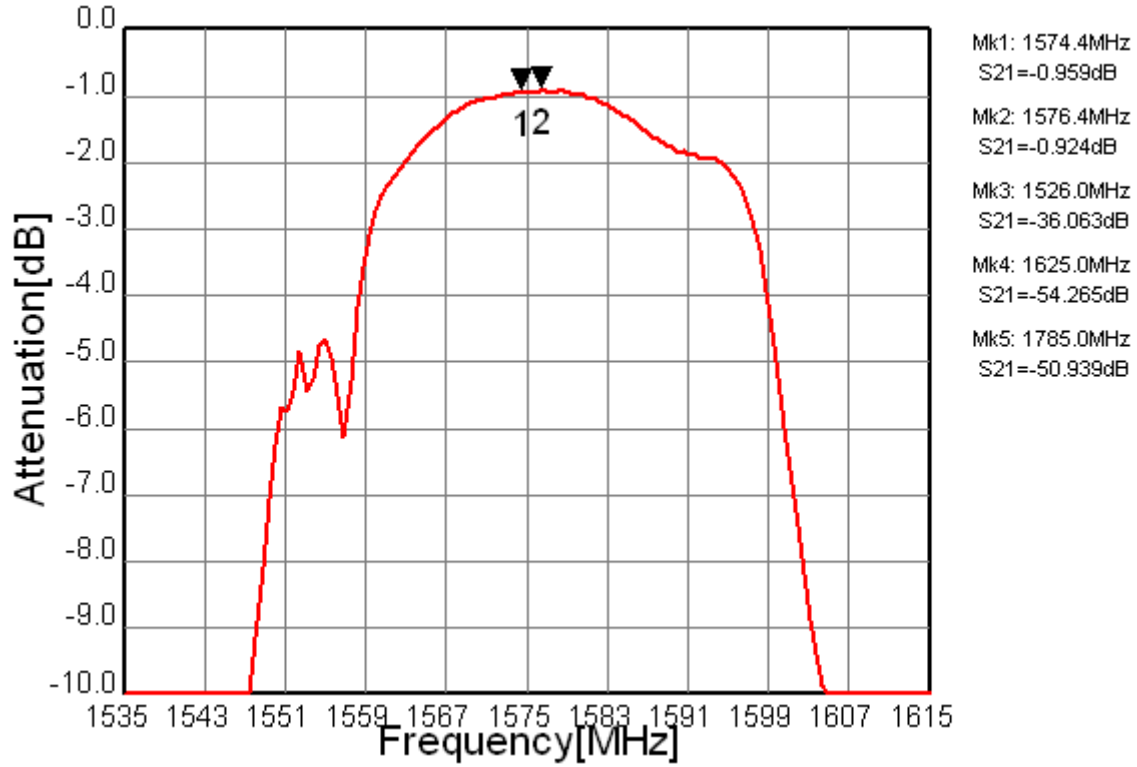


Fig.3 In-band Characteristics

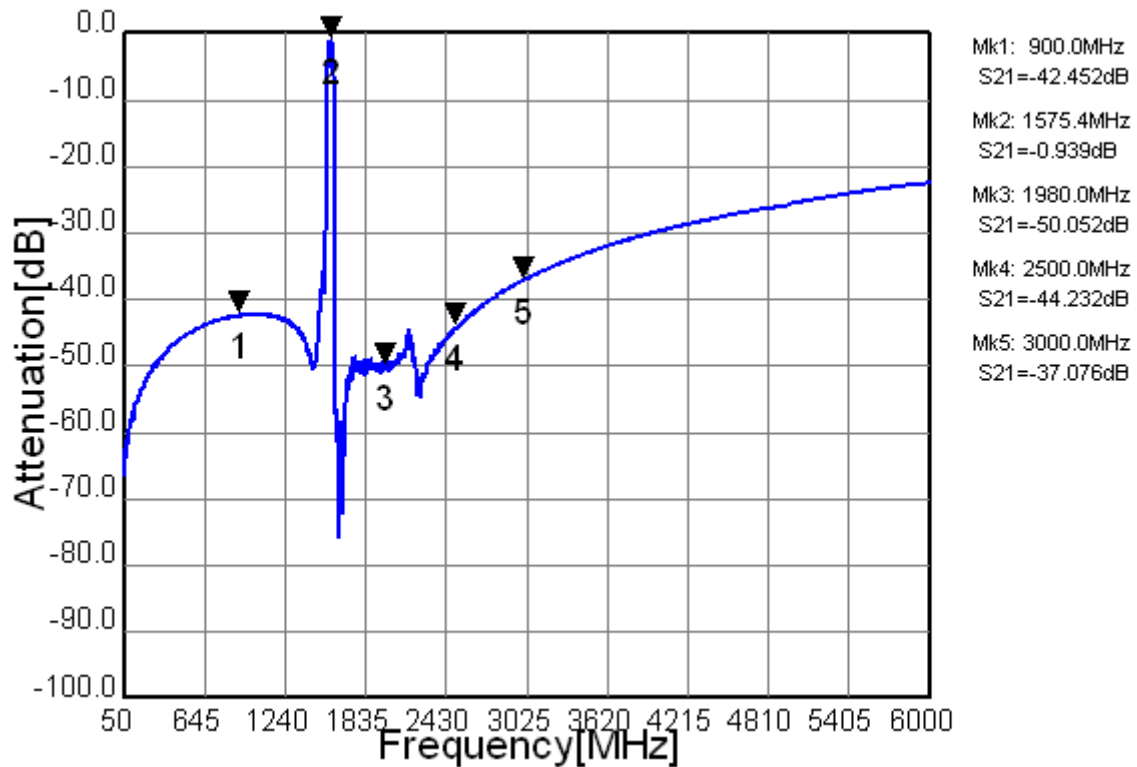


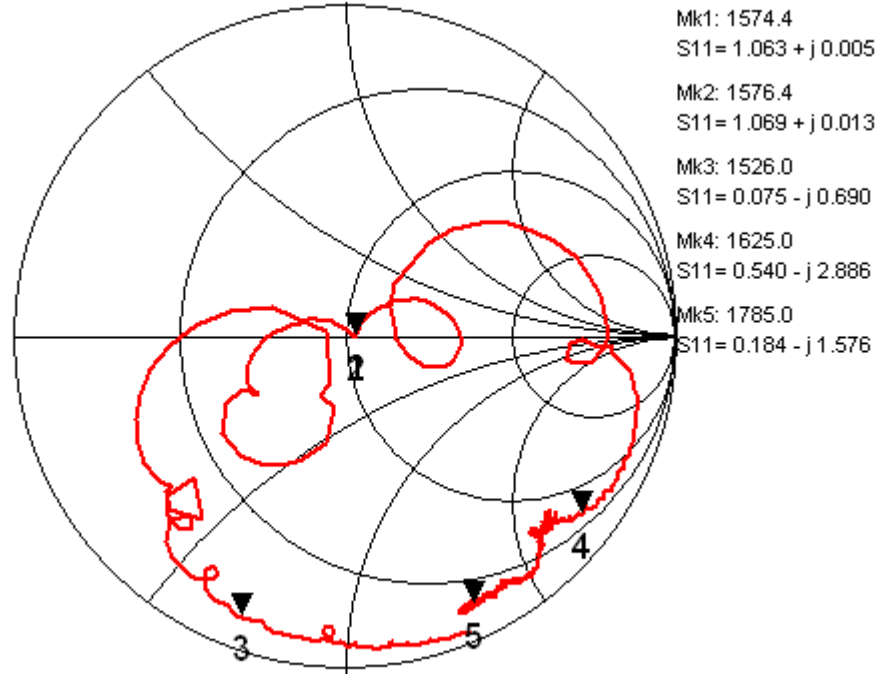
Fig.4 Wide-band Characteristics



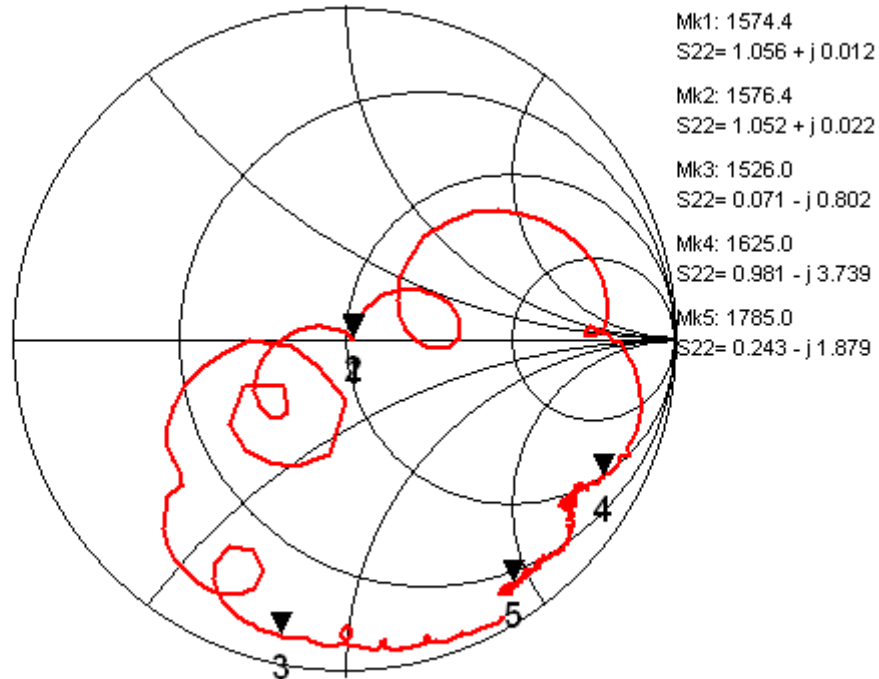
**RoHS** MSL1

\*Pb Free part

Customer Name	Standard specification	TAIYO YUDEN Mobile Technology Co.,Ltd.	
System	GPS	DATE	Aug. 10, 2011
Part Number	F6QA1G575H2JF	Version 3.0c	<b>FINAL</b>



**Fig.5 Input impedance**



**Fig.6 Output impedance**



\*Pb Free part

Customer Name	<b>Standard specification</b>	TAIYO YUDEN Mobile Technology Co.,Ltd.	
System	GPS	DATE	Aug. 10, 2011
Part Number	F6QA1G575H2JF	Version 3.0c	<b>FINAL</b>

## Ordering Code

Ordering Code	Packing	Reel size	Status
F6QA1G575H2JF-J	Tape & Reel	5,000pcs.	MP
F6QA1G575H2JF-JA	Tape & Reel	less than 5,000 pcs.	MP
F6QA1G575H2JF-Y	Tape & Reel	15,000pcs	MP
F6QA1G575H2JF-Q	Bulk	few pcs.	MP

\*Minimum order quantity (MOQ) is assigned for each inquiry, Please contact to Sales Representatives.

\*MP: Mass Production

## Notice

All of the contents specified herein are subject to change without notice due to technical improvements, etc.

Please contact TAIYO YUDEN Co., Ltd. for further details of product specifications.

Please conduct validation and verification of products in actual condition of mounting and operating environment before commercial shipment of the equipment.